



COMPASS

March 2023

# Roseland Market Insights

# Roseland

MARCH 2023

## UNDER CONTRACT

**10**  
Total  
Properties

**\$665K**  
Average  
Price

**\$661K**  
Median  
Price

**25%**  
Increase From  
Mar 2022

**14%**  
Increase From  
Mar 2022

**11%**  
Increase From  
Mar 2022

## UNITS SOLD

**3**  
Total  
Properties

**\$490K**  
Average  
Price

**\$495K**  
Median  
Price

**-40%**  
Decrease From  
Mar 2022

**-25%**  
Decrease From  
Mar 2022

**-25%**  
Decrease From  
Mar 2022

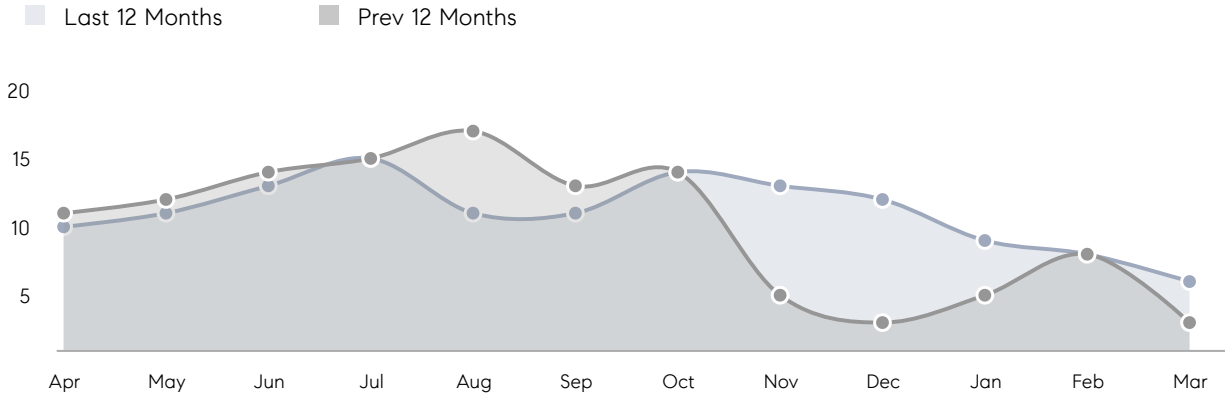
## Property Statistics

		Mar 2023	Mar 2022	% Change
Overall	AVERAGE DOM	24	14	71%
	% OF ASKING PRICE	99%	106%	
	AVERAGE SOLD PRICE	\$490,000	\$651,500	-24.8%
	# OF CONTRACTS	10	8	25.0%
	NEW LISTINGS	9	4	125%
Houses	AVERAGE DOM	11	14	-21%
	% OF ASKING PRICE	102%	106%	
	AVERAGE SOLD PRICE	\$430,000	\$651,500	-34%
	# OF CONTRACTS	7	4	75%
	NEW LISTINGS	6	3	100%
Condo/Co-op/TH	AVERAGE DOM	50	-	-
	% OF ASKING PRICE	94%	-	
	AVERAGE SOLD PRICE	\$610,000	-	-
	# OF CONTRACTS	3	4	-25%
	NEW LISTINGS	3	1	200%

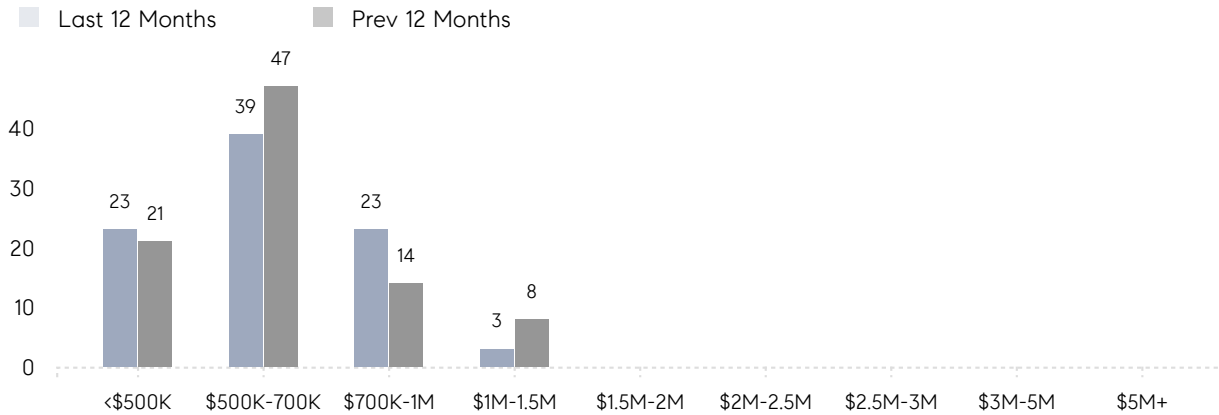
# Roseland

MARCH 2023

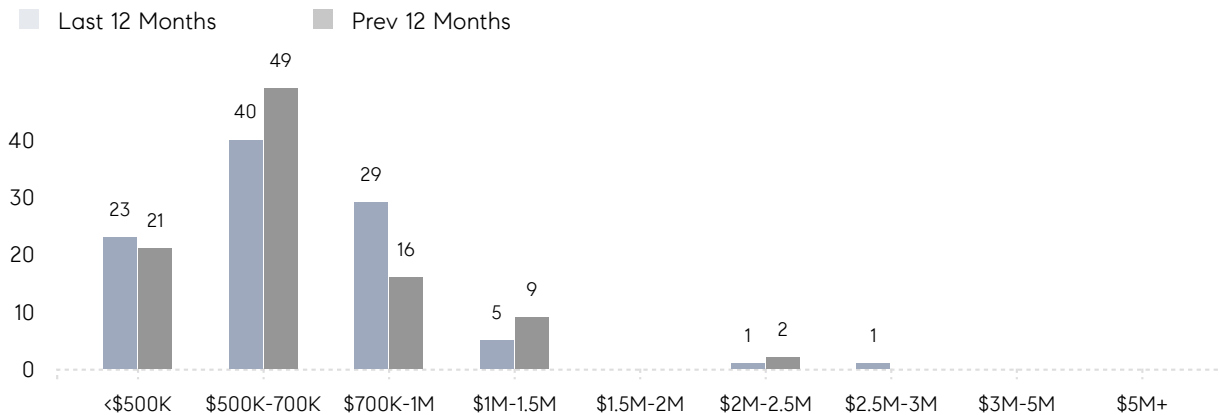
## Monthly Inventory



## Contracts By Price Range



## Listings By Price Range





# COMPASS

Compass makes no representations or warranties, express or implied, with respect to future market conditions or prices of residential product at the time the subject property or any competitive property is complete and ready for occupancy or with respect to any report, study, finding, recommendation or other information provided by Compass herein. Moreover, no warranty, express or implied, is made or should be assumed regarding the accuracy, adequacy, completeness, legality, reliability, merchantability or fitness for a particular purpose of any information, in part or whole, contained herein. All material is presented with the understanding that Compass shall not be deemed to provide legal, accounting or other professional services. This is not intended to solicit the purchase or sale of any property. Any and all such warranties are hereby expressly disclaimed. Equal Housing Opportunity.

© Compass. All Rights Reserved. This information may not be copied, used or distributed without Compass' consent.